



Transformer Technical Data Sheet

EGTRA/TEC/01/02
10th RAMADAN CITY - EGYPT

Date	: Thursday, September 10, 2020	Registration No	: ORN 200063
Customer / Project Name	: ABB Cote D'Ivoire	ABB Design Code	: TOA-250/36XFSR

General Specification

Transformer Type	3-Phase Distribution Oil Immersed Transformer		
Oil Filling	Class A Mineral Oil acc. To IEC 296		
Standard	IEC 60076		
Installation	Outdoor		
Type Of Oil Sealing	Hermetically Sealed		
Phase	3		
Frequency [Hz]	50		
Vector group	Dyn11		
Type of cooling	ONAN		
Terminals Protection degree	IP00		
Altitude (below -) [m]	1000		
Ambient Temperature [°C]	40		
Average Oil Temperature rise [K]	60		
Average Winding Temperature rise [K]	65		
Winding	Primary	Secondary	
Rated Power [kVA]	250	250	
Rated Voltage [V]	33000	410	
Maximum systgem Voltage [kV]	36	1.1	
BIL (Basic Impulse Withstand Level) [kV]	170	10	
Power Frequency withstand Level [kV]	70	3	
Tapping (Off circuit tap changer)	+2/-2 steps X 2.5 %	-	
Connections	DELTA	WYE	
Insulation class	A	A	
Conductor Material	Aluminium	Aluminium	

Guaranteed Performance Data @75°C

No load loss [W]	830	(+15% Tolerance)
Load loss [W]	3560	(+15% Tolerance)
Total loss [W]	4390	(+10% Tolerance)
Impedance [%]	4.5	(±10% Tolerance)

Overall Dimension & Weight

Length [mm]	1145	(±10% allowance)
Width [mm]	884	(±10% allowance)
Height [mm]	1495	(±10% allowance)
Oil Weight [kg]	330	(±10% allowance)
Total Weight [kg]	1238	(±10% allowance)

Accessories

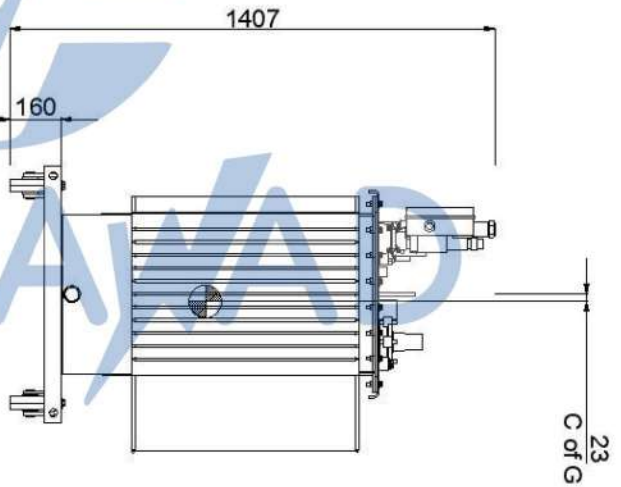
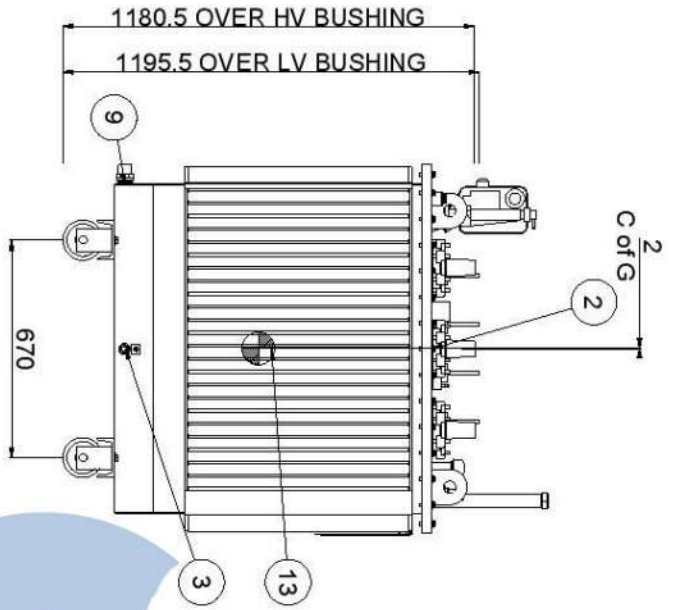
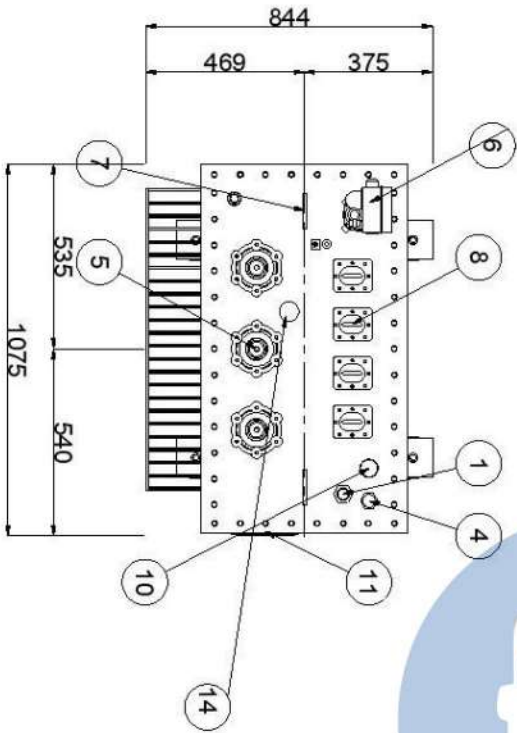
- Rating plate , Lifting Lug , Drain Plug , Tanking Earth , Off-Load Tap Changer	
- Bi-directional Roollers-(Diameter,C-C)	: 125 mm, 670 mm
- High Voltage Bushing	: Plug In 36KV/400A
- Low Voltage Bushing	: Bus Bar Bushing - BT1/1600A
- Pressure Relief Device	
- DGPT2	

Notes

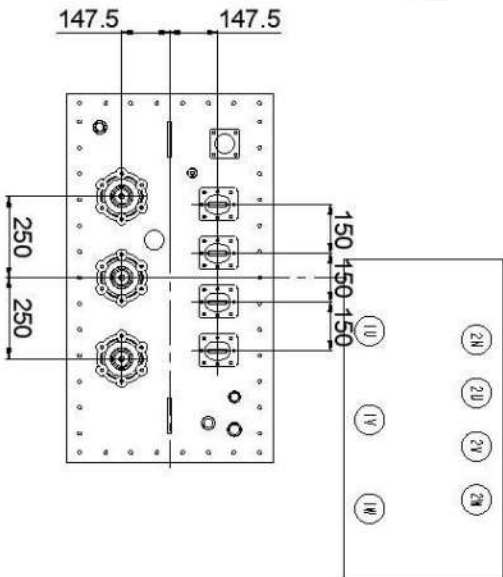
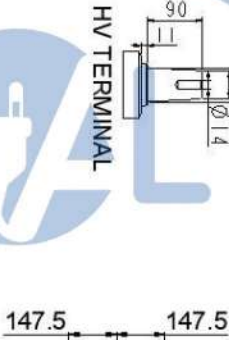
- Other accessories which are not mentioned in the above statements are not included.
- Tests: Routine tests according IEC standard.
- The tolerances for all guaranteed values are subject to IEC standard.
- If no other standards or rules are specified, transformers are manufactured according to IEC standard.

Issued by : M.Abdel Meguid

Signature : MAM



HV TERMINAL



Description
1 - OIL LEVEL INDICATOR
2 - COVER
3 - EARTHING TERMINAL
4 - FILLING PIPE
5 - HV BUSHINGS
6 - INTEGRATED PROTECTIVE DEVICE
7 - LIFTING LUG
8 - LV BUSHINGS
9 - OIL DRAIN DEVICE
10 - PRESSURE VALVE
11 - RATING PLATE
12 - ROLLER ASSEMBLY
13 - TRANSFORMER TANK
14 - TAP CHANGER

250 KVA - 15000/410 Volts		VECTOR GROUP	
APPROXIMATE MASSES (kg)		Dyn11	
OIL MASS (kg)	228	ACTIVE PART MASS	1080
OIL VOLUME (LITER)	232	TOTAL MASS	1080
Responsible Department:		Classification:	
EGAHZAK 9/8/2020		CUSTOMER OUTLINE	
Approved MME 9/8/2020		Title	
Rev. Scale		Leng. EN	
Mass 1080 kg		Cert. 1	
Based On FA000009		Sheet 1	

Zone	Rev	Description	Date	Approved	Mass	Scale	Based On	Title	Document No.
					1080	kg	FA000009	CUSTOMER OUTLINE	1LEG000077A250

ABB Transformers S.A.E.